

SDK20

STAR DELTA Start timer with 2 c/o relay output

When input voltage (A1) – (A2) is applied, the contact 15 – 18 is closed and remains in operation for the set star time (T1), on expiry of time (T1), the contact 15 – 18 reopens and both contacts remain open for the dwell time (T2). When time (T2) has elapsed, the contact 25 – 28 is closed and remains in operation until the input voltage is removed. If the input voltage is removed from the unit before the star time has elapsed, the time is cancelled and the relay continues at the start of the next cycle on re application of the supply voltage.



General specifications

- Main Standards: IEC 61812-1, IEC 61000-6-2, EN 50178
- Additional standards: IEC 61000-4-2, IEC 61000-4-3, IEC 61000-4-4, IEC 61000-4-5
- Protection class open air: IP20
- Protection class enclosed (accessible front): IP40
- Self-extinguishing plastic housing UL V0 acc IEC 529
- Mounting position: on DIN-rail TS 35 according to EN 50022
- Mounting position: vertically
- Terminal : acc IEC 60947-7-1, IEC 60998-1
- Terminal Capacity: 1x4mm² without multicore cable end
1x0.5 to 2.5mm² with/without multicore cable end

Display

- STAR on: LED green Indicates of relay energized.
- DELTA ON: LED red indicates of relay energized.

- Supply voltage: 120VAC
- Supply tolerance: ± 10%
- Incoming Supply terminals: A1 (+) – A2 refer to table below.
- Rated power consumption: 2 VA
- Rated frequency for as voltage: 48 to 63 Hz
- Duty cycle: 100%
- Reset time: 30 ms
- Drop off voltage: ≥ 20% of nominal voltage.

Output circuit

- Relay: 1 C/O
- Rated voltage: 250 Vac
- Switching capacity ac: 2000 VA (8A / 250V) COS Φ = 1
- Switching capacity dc: 3 A 30 Vdc
- Max switching capacity ac: 10 A
- Mechanical life: 1 x 10⁶ operations
- Electrical life at 1000 VA COS Φ=1: 200.000 operations

Accuracy

- Base accuracy at min. and max scale: ±1%
- Adjusting accuracy: <5% of max scale value
- Repetition accuracy under constant condition: <0.5% (as % of full range)
- Voltage influence: No
- Temperature influence: < 0.01% / °C

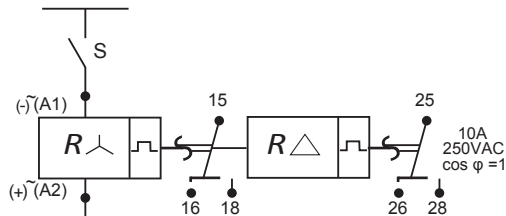
Environmental conditions

- Permissible ambient temperature: -25°C....+55°C
- Storage temperature: -25°C....+70°C
- Transport temperature: -25°C....+70°C
- Relative humidity (acc. IEC 721-3-3 CLASS 3K3): 15% to 85%
- Vibration resistance (acc. IEC 68-2-6): 10 TO 55 H

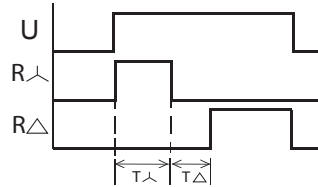
Dimensions & weight

- Width: 18 mm
- Height: 89 mm
- Depth (excl. DIN-profile): 64 mm
- Weight: 75.5 gram

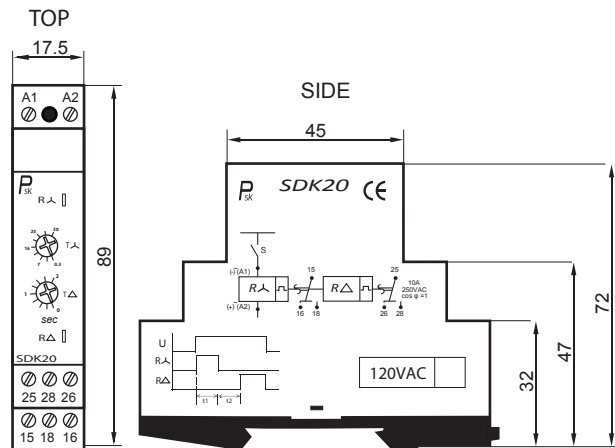
Connections



Function



Dimensions



Ordering information

SDK20	— V	120VAC	— T ₁	<table border="1"> <tr><td>0.3 ... 30s</td></tr> <tr><td>0.1 ... 10s</td></tr> <tr><td>0.4 ... 60s</td></tr> <tr><td>2.4 ... 300s</td></tr> </table>	0.3 ... 30s	0.1 ... 10s	0.4 ... 60s	2.4 ... 300s
0.3 ... 30s								
0.1 ... 10s								
0.4 ... 60s								
2.4 ... 300s								
Supply Voltage								
Time Range								

SDK20

STAR DELTA Start timer with 2 c/o relay output

When input voltage (A1) – (A2) is applied, the contact 15 – 18 is closed and remains in operation for the set star time (T1), on expiry of time (T1), the contact 15 – 18 reopens and both contacts remain open for the dwell time (T2). When time (T2) has elapsed, the contact 25 – 28 is closed and remains in operation until the input voltage is removed. If the input voltage is removed from the unit before the star time has elapsed, the time is cancelled and the relay continues at the start of the next cycle on re application of the supply voltage.



General specifications

- Main Standards: IEC 61812-1, IEC 61000-6-2, EN 50178
- Additional standards: IEC 61000-4-2, IEC 61000-4-3, IEC 61000-4-4, IEC 61000-4-5
- Protection class open air: IP20
- Protection class enclosed (accessible front): IP40
- Self-extinguishing plastic housing UL V0 acc IEC 529
- Mounting position: on DIN-rail TS 35 according to EN 50022
- Mounting position: vertically
- Terminal : acc IEC 60947-7-1, IEC 60998-1
- Terminal Capacity: 1x4mm² without multicore cable end
1x0.5 to 2.5mm² with/without multicore cable end

Display

- STAR on: LED green Indicates of relay energized.
- DELTA ON: LED red indicates of relay energized.

Incoming supply circuit

- Supply voltage: Refer to Ordering information.
- Supply tolerance: ± 10%
- Incoming Supply terminals: A1 (+) – A2 refer to table below.
- Rated power consumption: 2 VA
- Rated frequency for as voltage: 48 to 63 Hz
- Duty cycle: 100%
- Reset time: 30 ms
- Drop off voltage: ≥ 20% of nominal voltage.

Output circuit

- Relay: 1 C/O
- Rated voltage: 250 Vac
- Switching capacity ac: 2000 VA (8A / 250V) COS φ = 1
- Switching capacity dc: 6 A 30 Vdc
- Max switching capacity ac: 10 A
- Mechanical life: 1 x 10⁶ operations
- Electrical life at 1000 VA COS φ =1: 200.000 operations

Accuracy

- Base accuracy at min. and max scale: ±1%
- Adjusting accuracy: <5% of max scale value
- Repetition accuracy under constant condition: <0.5% (as % of full range)
- Voltage influence: No
- Temperature influence: < 0.01% / °C

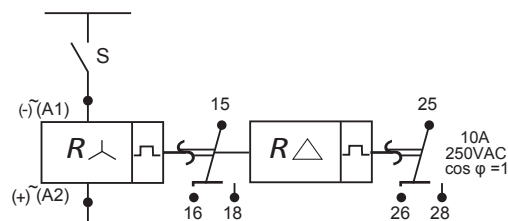
Environmental conditions

- Permissible ambient temperature: -25°C....+55°C
- Storage temperature: -25°C....+70°C
- Transport temperature: -25°C....+70°C
- Relative humidity (acc. IEC 721-3-3 CLASS 3K3): 15% to 85%
- Vibration resistance (acc. IEC 68-2-6): 10 TO 55 H

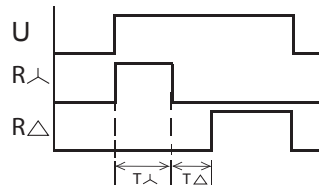
Dimensions & weight

Width: 24 mm
Height: 72 mm
Depth (excl. DIN-profile): 72 mm
Weight: 78.5 gram

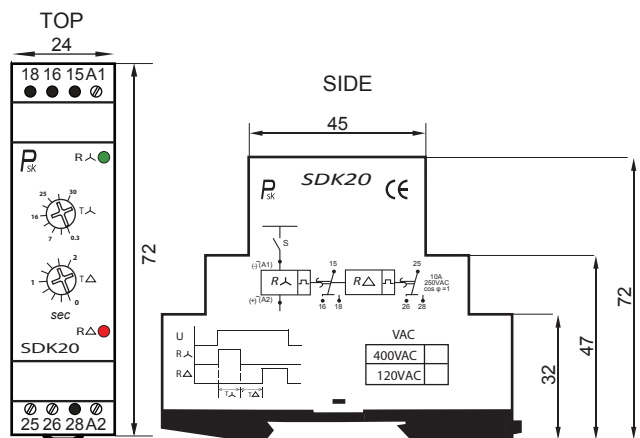
Connections



Function



Dimensions



Ordering information

SDK20 - V - T1

VAC		0.3 ... 30s
400VAC		0.1 ... 10s
120VAC		0.4 ... 60s
		2.4 ... 300s